

CMV IgM Seroconversion Panel

REF Catalogue No: SCP-CMV-003

The Biomex GmbH CMV IgM Seroconversion Panel consists of 5 members with each member containing 0.5 mL of human plasma. This panel illustrates the onset and decline of IgM and IgG Cytomegalovirus antibodies from one individual over a period of 33 days.

1. Intended Use

This Seroconversion Panel (SCP) is intended for standard testing by diagnostic manufacturers and researchers during assay development, evaluation, troubleshooting and post-marked surveillance of IgM/IgG antibody test systems and methods. Moreover, it serves as validation tool for diagnostic sensitivity, determination of analytical sensitivity, identification of cut-off values or to study the humoral immune response to this infection.

2. Storage and Stability

Store the SCP at -20°C to -80°C. Thaw samples at room temperature and mix gently by inversion before usage. Avoid foaming, contamination and repeated freeze and thaw cycles. After usage, return immediately to storage conditions.

3. Warnings and Precautions

Potentially infectious materials. Handle the product as if capable of transmitting infectious diseases. Do not pipette by mouth.

Prevention:

P264: Wash hands thoroughly after handling.






P270: Do not eat, drink or smoke when using this product

P273: Avoid the release to the environment

Disposal:

P501: Dispose of waste in accordance to applicable local or national regulations. Waste must be disposed in a secured manner.

Declaration of used symbols

 Catalog Number	 Lot Number	 Consult Instructions for Use	 Manufactured by	 Temperature Limitation
---	---	--	---	--

4. Donor Information

All panel members have been tested and found negative/non-reactive for anti-HIV 1/2, HIV 1 PCR, anti-HCV, HBsAg and Syphilis with CE marked tests.

Donor profile

- Sex: Male
- Age: 25
- Ethnicity: Hispanic/Caucasian
- Residence: Europe

5. Detection Methods

Each panel member is assayed for IgM and IgG antibodies with Abbott ARCHITECT®, Roche ELECSYS® and Diasorin LIAISON® test devices. Testing is performed with CE marked test.

6. Limitations and Restrictions

This panel is for Research Use Only and not intended for human or animal diagnostics, or for therapeutic purposes. Each laboratory has the responsibility to ascertain the suitability of the SCP for its particular application and to establish their own guidelines for interpretation of results. Data is provided for informational purposes only. The Biomex GmbH does not claim that others can duplicate these test results exactly.

CMV IgM Seroconversion Panel, Catalogue No: SCP-CMV-003

Panel Member	Day	Bleed date	Abbott Architect CMV IgM Index	Abbott Architect CMV IgG AU/mL	Roche Elecsys CMV IgM COI	Roche Elecsys CMV IgG U/mL	Diasorin Liaison CMV IgM II U/mL	Diasorin Liaison CMV IgG II U/mL
			cut off 1.0 Index	cut off 6.0 AU/mL	cut off 1.0 COI	cut off 1.0 U/mL	cut off 22 U/mL	cut off 14 U/mL
1	0	21.06.2007	0.19	2.5	0.225	<0.150	6.7	5.0
2	8	29.06.2007	0.20	1.1	0.259	<0.150	5.9	5.0
3	18	09.07.2007	0.49	7.2	0.271	<0.150	22.5	5.0
4	25	16.07.2007	4.18	63.5	1.190	0.250	134.0	37.8
5	33	24.07.2007	7.94	109.6	1.460	0.954	103.0	76.7

Assay information:

Abbott Architect CMV IgM assay; Lot: 52129LF00; Exp. Date: 13.04.2016; Test Date: 11.08.2015

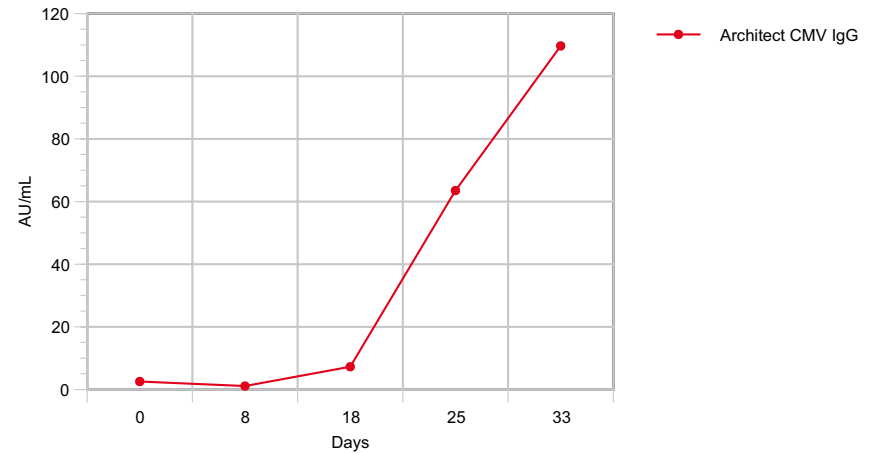
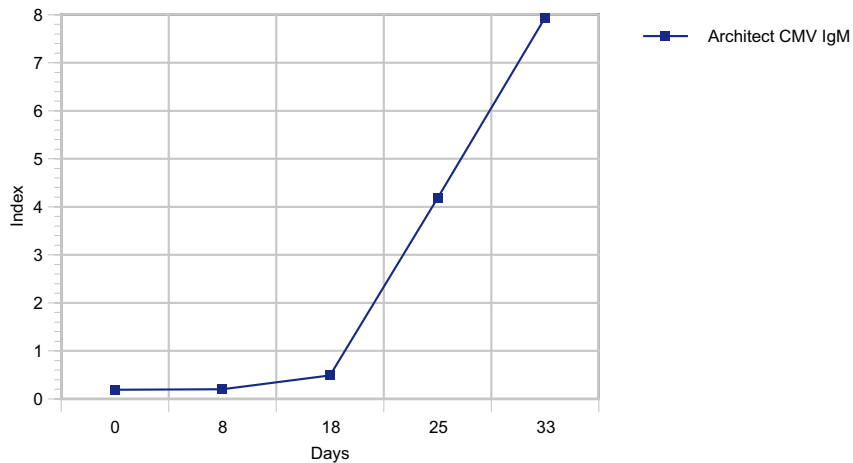
Abbott Architect CMV IgG assay; Lot: 51027LF00; Exp. Date: 04.03.2016; Test Date: 11.08.2015

Roche Elecsys CMV IgM assay; Lot: 17091200

Roche Elecsys CMV IgG assay; Lot: 16971900

Diasorin Liaison CMV IgM II assay; Lot: 167019X/1

Diasorin Liaison CMV IgG II assay; Lot: 161021X/1



CMV IgM Seroconversion Panel, Catalogue No: SCP-CMV-003

